

# SIGNATURE SERIES

## 25" Depth Premium Audio Video Enclosure



### SR-AV-CAB-22/32/42U-25IN

## Product Overview

### Package Contents

- A Top Cover
- B Frame
- C Front Door - Glass
- D Side Doors (x2 22U; x4 32/42U)
- E Back Door - Solid
- F Lock
- G Adjustable Depth Mounting Rails
- H Casters (x4)
- I Leveling Feet (x4)
- J Front Door Hinges

### Not Pictured:

- Allen Keys (x1)
- Door Keys (x4)
- Side Panel Keys (x4)
- 10-32 Rack Screws (x40)

### Key Features

- Fully welded and assembled
- 2200 lb. Max load (w/ leveling feet)
- Side Panels: 16-gauge single sheet metal
- Rails & Frame: 14-gauge single sheet metal
- 10-32 Threaded rails for faster component loading
- EIA 310-D Hole Pattern
- Grounding and bonding in multiple locations.
- Lifetime limited warranty

**Note:** Check with local authorities in regard to code requirements for compliance.

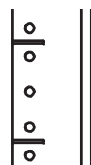
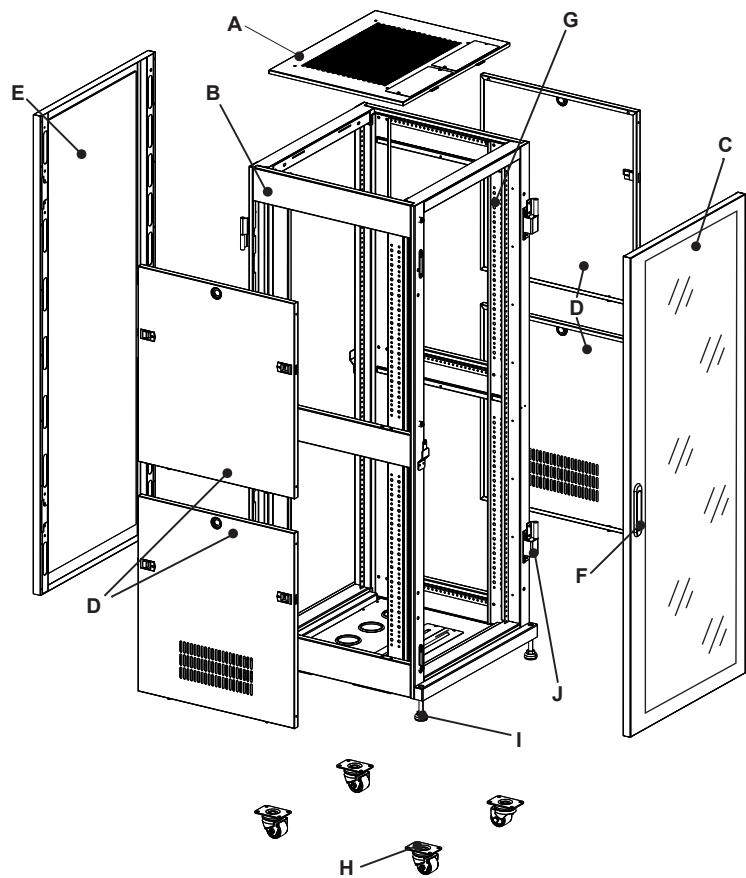
### Reversing Front Door

#### Tools Required:

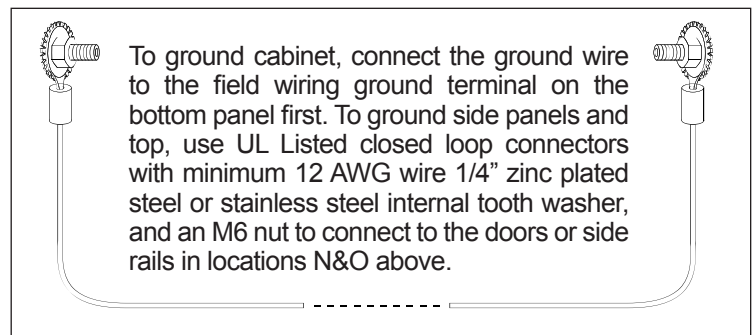
- 5mm Allen Key (Included)
- #2 Phillips Screwdriver

#### Reversal Steps

1. Disconnect ground strap inside door.
2. Remove door by lifting hinge pins and set aside.
3. Remove hinges using screwdriver. Install on opposite side of cabinet.
4. Remove lock, flip over and reinstall.
5. Place door onto cabinet ensuring that both pins are securely attached in hinge, and reattach ground strap to door.



Rails accept 10-32 rack screws (40 included). Additional screws are available in a no-roll jar that includes 200 screws and nylon washers. (SR-SCREWS-200JAR)



#### CAUTION!

When loading equipment into cabinet, ensure that leveling feet are adjusted correctly and load heavier equipment at the bottom of the rack.

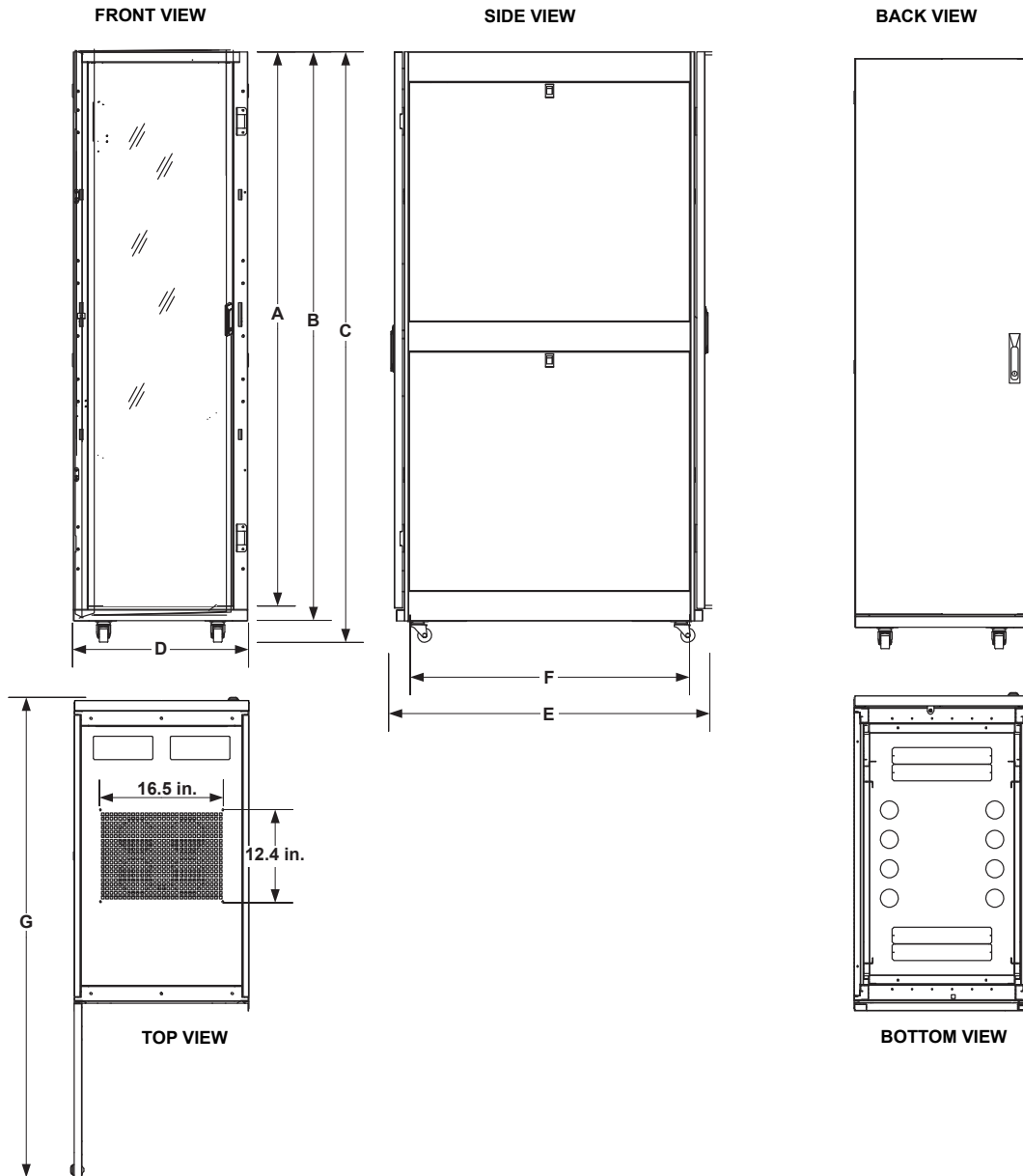
**\*Note:** Equipment cabinets are intended to house or mount certified equipment that is provided with its own fire and electrical enclosure.



**SIGNATURE SERIES**  
**25" Depth Premium Audio Video Enclosure**

**SR-AV-CAB-22/32/42U-25IN**

**Dimensions**



Product	A-Racking Height	B-Height (Overall)	C-Height (With Casters)	D-Width (Overall)	E-Depth (Overall)	F-Usable depth	G-Depth (Door Open)
SR-AV-CAB-42U-25IN	42U	77"	79.4"	23.5"	25"	22.25"	47.9"
SR-AV-CAB-32U-25IN	32U	60"	61.9"	23.5"	25"	22.25"	47.9"
SR-AV-CAB-22U-25IN	22U	42"	44.4"	23.5"	25"	22.25"	47.9"



**Lifetime Limited Warranty**

All Strong™ products have a Lifetime Limited Warranty. This warranty includes parts and labor repairs on all components found to be defective in material or workmanship under normal conditions of use. This warranty shall not apply to products that have been abused, modified, or disassembled. Products to be repaired under this warranty must be returned to SnapAV or a designated service center with prior notification and an assigned return authorization number (RA).

For Technical Support: 1.866.838.5052