

# HomeWorks® QS RF seeTouch® Tabletop Keypads

HomeWorks® QS RF seeTouch® Tabletop Keypads provide homeowners with a simple and elegant way to operate lights, shades/draperies, motorized screens, thermostats, and many other devices.

HomeWorks® QS RF seeTouch® Keypads feature large, easy-to-use buttons, plus a unique backlit engraving option that makes the Keypads readable any time of the day or night. The Keypad buttons are rounded, making them easier to read.

The versatile design of HomeWorks® QS RF seeTouch® Tabletop Keypads allows them to be mounted on a wall, placed on top of a table, or used as a cordless Keypad. The Keypads can be powered by a DC adapter or with 2 AAA batteries. Battery powered Tabletop Keypads will shut off after a short period of inactivity in order to conserve battery power.



HQY\*-T5RL



HQY\*-T5CRL



HQY\*-T10RL



HQY\*-T10CRL



HQY\*-T15RL



HQY\*-T15CRL

\*"Y" in the model number represents frequency code

## Model Numbers

HQR-T5RL-XX*, HQR-T5RL-XX*-BA, HQK-T5RL-XX, HQM-T5RL-XX*, HQQ-T5RL-XX*, HQN-T5RL-XX*	5 button with Master On/Off and Raise/Lower.	HQR-T5CRL-XX*, HQR-T5CRL-XX*-BA, HQK-T5CRL-XX*, HQM-T5CRL-XX*, HQQ-T5CRL-XX*, HQN-T5CRL-XX*	5 button with Column Raise/Lower.
LFK-T5RL-XX*-E	Engraved Faceplate	LFK-T5CRL-XX*-E	Engraved Faceplate
RK-T5RL-XX*-E	Engraved Button Kit	RK-T5CRL-XX*-E	Engraved Button Kit
HQR-T10RL-XX*, HQR-T10RL-XX*-BA, HQK-T10RL-XX*, HQM-T10RL-XX*, HQQ-T10RL-XX*, HQN-T10RL-XX*	10 button with Master On/Off and Raise/Lower.	HQR-T10CRL-XX*, HQR-T10CRL-XX*-BA, HQK-T10CRL-XX*, HQM-T10CRL-XX*, HQQ-T10CRL-XX*, HQN-T10CRL-XX*	10 button with Column Raise/Lower.
LFK-T10RL-XX*-E	Engraved Faceplate	LFK-T10CRL-XX*-	Engraved Faceplate
RK-T10RL-XX*-E	Engraved Button Kit	RK-T10CRL-XX*-E	Engraved Button Kit
HQR-T15RL-XX*, HQR-T15RL-XX*-BA, HQK-T15RL-XX*, HQM-T15RL-XX*, HQQ-T15RL-XX*, HQN-T15RL-XX*	15 button with Master On/Off and Raise/Lower.	HQR-T15CRL-XX*, HQR-T15CRL-XX*-BA, HQK-T15CRL-XX*, HQM-T15CRL-XX*, HQQ-T15CRL-XX*, HQN-T15CRL-XX*	15 button with Column Raise/Lower.
LFK-T15RL-XX*-E	Engraved Faceplate	LFK-T15CRL-XX*-	Engraved Faceplate
RK-T15RL-XX*-E	Engraved Button Kit	RK-T15CRL-XX*-E	Engraved Button Kit

\* "XX" in the model number represents color/finish code. See **Colors and Finishes** at end of document.

# HomeWorks® QS RF seeTouch® Tabletop Keypads

## Specifications

<b>Model Numbers</b>	<p><b>Keypads:</b></p> <p>HQR-T5RL-XX*; HQR-T5RL-XX-BA; HQK-T5RL-XX;                  HQM-T5RL-XX*; HQR-T5RL-XX*; HQR-T5RL-XX-BA; HQK-T5RL-XX*;                  HQR-T10RL-XX*; HQR-T10RL-XX-BA; HQK-T10RL-XX*;                  HQM-T10RL-XX*; HQR-T10RL-XX*; HQR-T10RL-XX-BA; HQK-T10RL-XX*;                  HQR-T15RL-XX*; HQR-T15RL-XX-BA; HQK-T15RL-XX*;                  HQM-T15RL-XX*; HQR-T15RL-XX*; HQR-T15RL-XX-BA; HQK-T15RL-XX*;                  HQR-T5CRL-XX*; HQR-T5CRL-XX-BA; HQK-T5CRL-XX*;                  HQM-T5CRL-XX*; HQR-T5CRL-XX*; HQR-T5CRL-XX-BA; HQK-T5CRL-XX*;                  HQR-T10CRL-XX*; HQR-T10CRL-XX-BA; HQK-T10CRL-XX*;                  HQM-T10CRL-XX*; HQR-T10CRL-XX*; HQR-T10CRL-XX-BA; HQK-T10CRL-XX*;                  HQR-T15CRL-XX*; HQR-T15CRL-XX-BA; HQK-T15CRL-XX*;                  HQM-T15CRL-XX*; HQR-T15CRL-XX*; HQR-T15CRL-XX-BA; HQK-T15CRL-XX*</p> <p><b>Faceplate/Button Kits:</b></p> <p>LFK-T5RL-XX*-E; RK-T5RL-XX*-E; LFK-T10RL-XX*-E;                  RK-T10RL-XX*-E; LFK-T15RL-XX*-E; RK-T15RL-XX*-E;                  LFK-T5CRL-XX*-E; RK-T5CRL-XX*-E; LFK-T10CRL-XX*-E;                  RK-T10CRL-XX*-E; LFK-T15CRL-XX*-E; RK-T15CRL-XX*-E</p>
<b>Power</b>	<p><b>DC adapter:</b></p> <p>Input: 100-240 V~ 50/60 Hz 6.5 W                  Output: 9 V= 300 mA</p> <p><b>Battery powered:</b> 2 AAA alkaline (included) 1.5 V each</p>
<b>Typical Power Consumption</b>	<p>0.6 W</p> <p>Test conditions: all backlights on medium intensity, nightlight mode enabled, six LEDs on (two presets active per column), Keypad powered by a 9 V= adapter (T120-9DC-3).</p>
<b>Regulatory Approvals</b>	<p><b>DC adapter:</b> UL Listed for U.S. and Canada, NOM</p> <p><b>Tabletop Keypad:</b> FCC, IC, COFETEL, ANATEL, CE, TRA, SUPERTEL; SUTEL</p>
<b>Environment</b>	<p>Ambient operating temperature: 32 °F to 104 °F (0 °C to 40 °C), 0% to 90% humidity, non-condensing. Indoor use only.</p>
<b>Communications</b>	<p>HomeWorks® QS RF seeTouch® Tabletop Keypads communicate with the system through Radio Frequency (RF) and must be located within 30 ft (9 m) of an RF hybrid repeater.</p>
<b>ESD Protection</b>	<p>Tested to withstand electrostatic discharge without damage or memory loss, in accordance with IEC 61000-4-2.</p>
<b>Surge Protection</b>	<p>Tested to withstand surge voltages without damage or loss of operation, in accordance with IEEE C62.41-1991 Recommended Practice on Surge Voltages in Low-Voltage AC Power Circuits.</p>
<b>Power Failure</b>	<p>Power failure memory: should power be interrupted, the Keypad will return to its previous state when power is restored.</p>
<b>Mounting</b>	<p>Mounting bracket included for optional wall mount applications.</p>
<b>Warranty</b>	<p><a href="http://www.lutron.com/resiinfo">http://www.lutron.com/resiinfo</a></p>

## HomeWorks<sup>®</sup> QS RF seeTouch<sup>®</sup> Tabletop Keypads

### Design Features

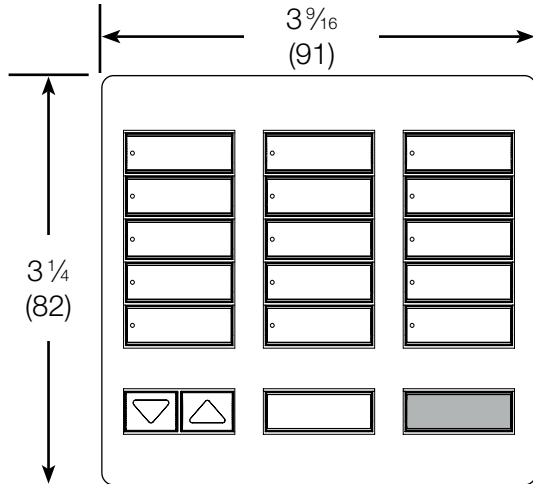
- At the press of a single button, lights fade ON or OFF to desired levels and shades/draperies open or close to desired positions.
- Light levels and shade/drapery positions can be fine-tuned by pressing and holding the raise/lower buttons.
- Programmable to select whole-house or single-room preset levels or positions.
- Green LEDs for status and button/engraving backlighting.
- Adjustable backlight intensity.
- Prepaid engraving included. Redeemable for one engraved button kit.
- Tabletop Keypad Button action is “Wake-up and Activate” - A single button press will “wake up” and activate selected button.

# HomeWorks<sup>®</sup> QS RF seeTouch<sup>®</sup> Tabletop Keypads

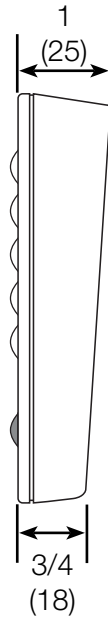
## Dimensions

All dimensions are shown as  $\frac{\text{in}}{\text{(mm)}}$

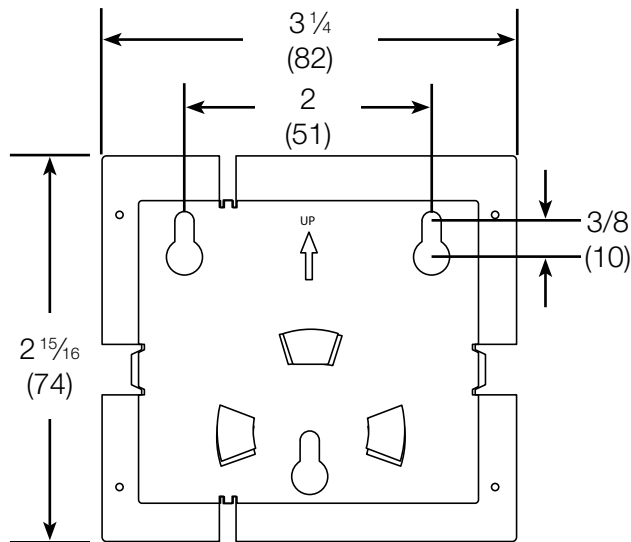
**Keypad Front View**



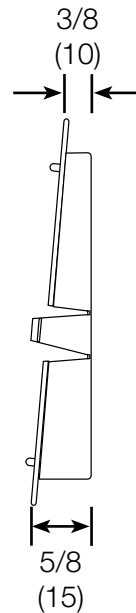
**Keypad Side View**



**Mounting Bracket Front View**



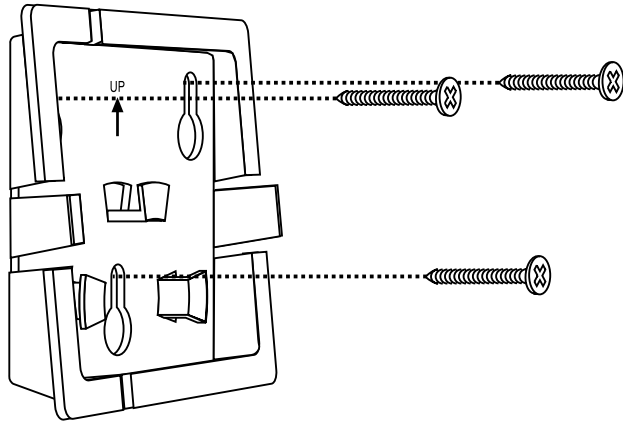
**Mounting Bracket Side View**



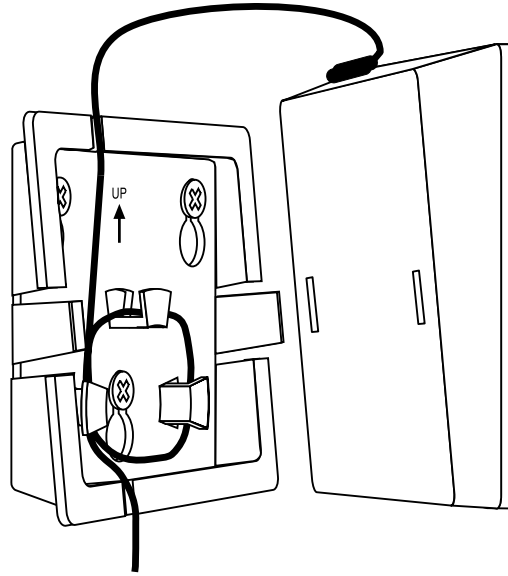
# HomeWorks® QS RF seeTouch® Tabletop Keypads

## Wall Mounting (optional)

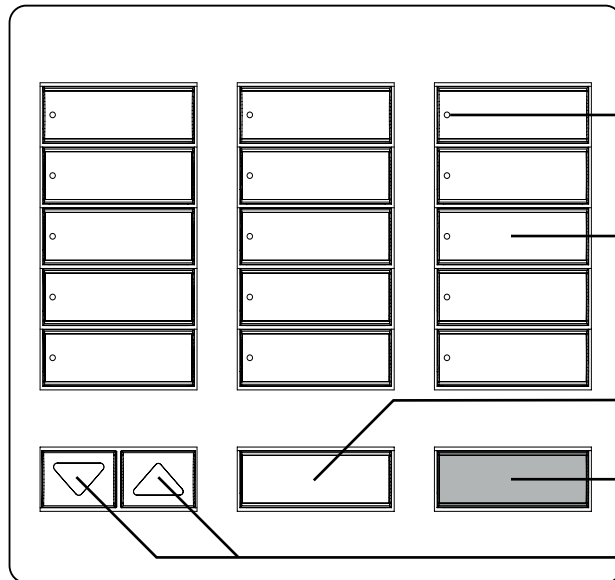
Attach mounting bracket to wall using the supplied wall anchors and screws.



If using the DC adapter, wrap excess cord around the cord holder and snap Keypad onto the mounting bracket.



## Operation



**Status LEDs**

Show which Keypad button has been activated.

**Keypad Buttons**

Press to activate desired levels or positions.

**All On Button**

Turn all lights to full on and shades/draperies to open.

**All Off Button**

Turn all lights off and shades/draperies to closed.

**Raise/Lower Buttons**

Lights increase or decrease in intensity and shades/draperies move towards the open or close limit.

## Colors and Finishes

### Keypads and Engraved Button Kits

#### Satin Finishes




Snow  
SW



Midnight  
MN

### Engraved Faceplate Kits

#### Satin Finishes



Snow  
SW



Midnight  
MN

- Due to printing limitations, colors and finishes shown cannot be guaranteed to perfectly match actual product colors.
- Color chip keychains are available for more precise color matching:

Satin Finishes – SC-CK-1

Architectural Metal Finishes – AMTL-CK-1

### Engraved Faceplate Kits

#### Metal Finishes


When ordering metal faceplates, it is recommended to order the keypad in Midnight (MN).



Satin Brass  
SB



Bright Brass  
BB



Bright Chrome  
BC



Clear Anodized  
Aluminum  
CLA



Black Anodized  
Aluminum  
BLA



Brass Anodized  
Aluminum  
BRA



Antique Brass  
QB



Antique Bronze  
QZ



Satin Chrome  
SC



Satin Nickel  
SN



Bright Nickel  
BN