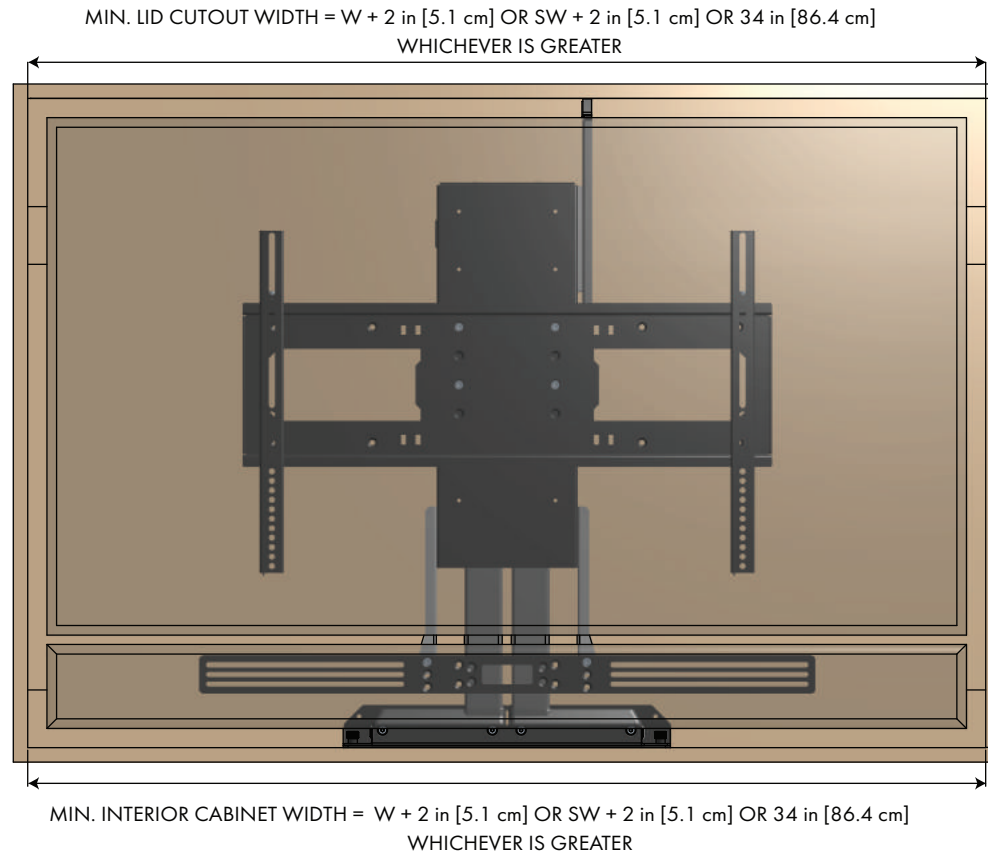


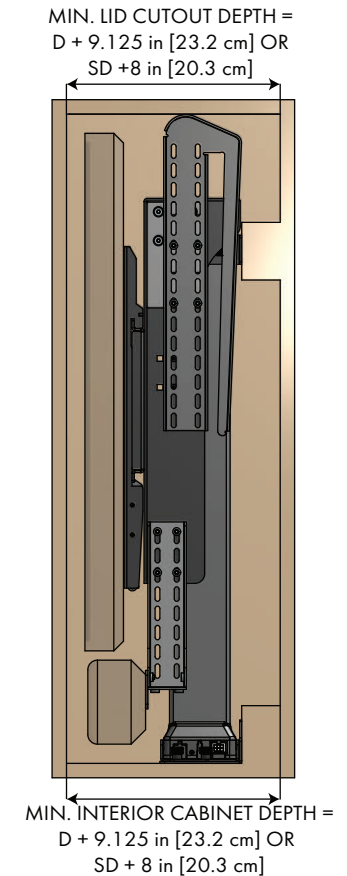
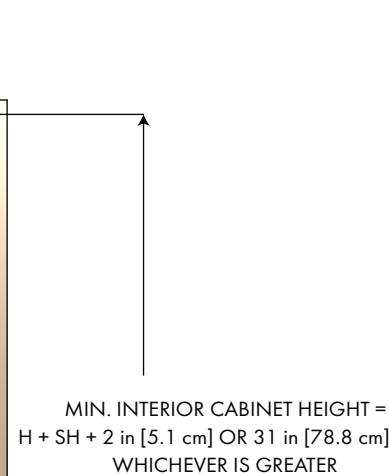
MODEL DL-65 DIAGRAM WITH HINGED TOP GUIDE & SOUNDBAR MOUNT - PRIMARY CABINET DIMENSIONS

*** IF USING A 65" TV WITH A SOUNDBAR, PLEASE PAY SPECIAL ATTENTION TO THE HEIGHT. THE TOTAL EXTENSION ON THIS LIFT IS 38.5" (97.7 CM), SO SOME SOUNDBARS MAY BE TOO TALL.**

SPECIFICATIONS
MAX WEIGHT CAPACITY : 175 lbs [79.4 kg]
COMBINED WEIGHT OF THE TV SOUNDBAR , ALL ACCESSORIES, AND LID
MAX TRAVEL [EXTENSION] : 38.5 in [97.7 cm]
LIFT SYSTEM HEIGHT : 30.75 in [78.1 cm] TO 43.25 in [109.8 cm]
MAX TV + SB HEIGHT HEIGHT : 37.75 in [95.9 cm] MINUS LID THICKNESS



QUICK REFERENCE DIMENSION GUIDE (USE WHICHEVER IS GREATER)
TV DIMENSIONS : W____, H____, D____
SOUNDBAR DIMENSIONS : SW____, SH____, SD____
MIN. INTERIOR CABINET WIDTH : $W + 2$ in [5.1 cm] OR $SW + 2$ in [5.1 cm] = ____ OR 34 in [86.4 cm]
MIN. LID CUTOUT WIDTH
MIN. INTERIOR CABINET HEIGHT : $H + SH + 2$ in [5.1 cm] = ____ OR 31 in [78.8 cm]
MIN. INTERIOR CABINET DEPTH : $D + 9.125$ in [23.2 cm] OR $SD + 8$ in [20.3 cm] = ____
MIN. LID CUTOUT DEPTH



NOTES:

1. THE CABINET BOX SHOWN IN THE DIAGRAM IS FOR REFERENCE ONLY AND IS NOT PROVIDED WITH THE LIFT SYSTEM
2. WHEN DETERMINING TV HEIGHT, ALWAYS USE MANUFACTURER SUPPLIED "TV WITHOUT STAND" HEIGHT
3. LIFT MECHANISM IS POWDER COATED BLACK STEEL, COLORS IN DIAGRAM ARE FOR CLARITY ONLY

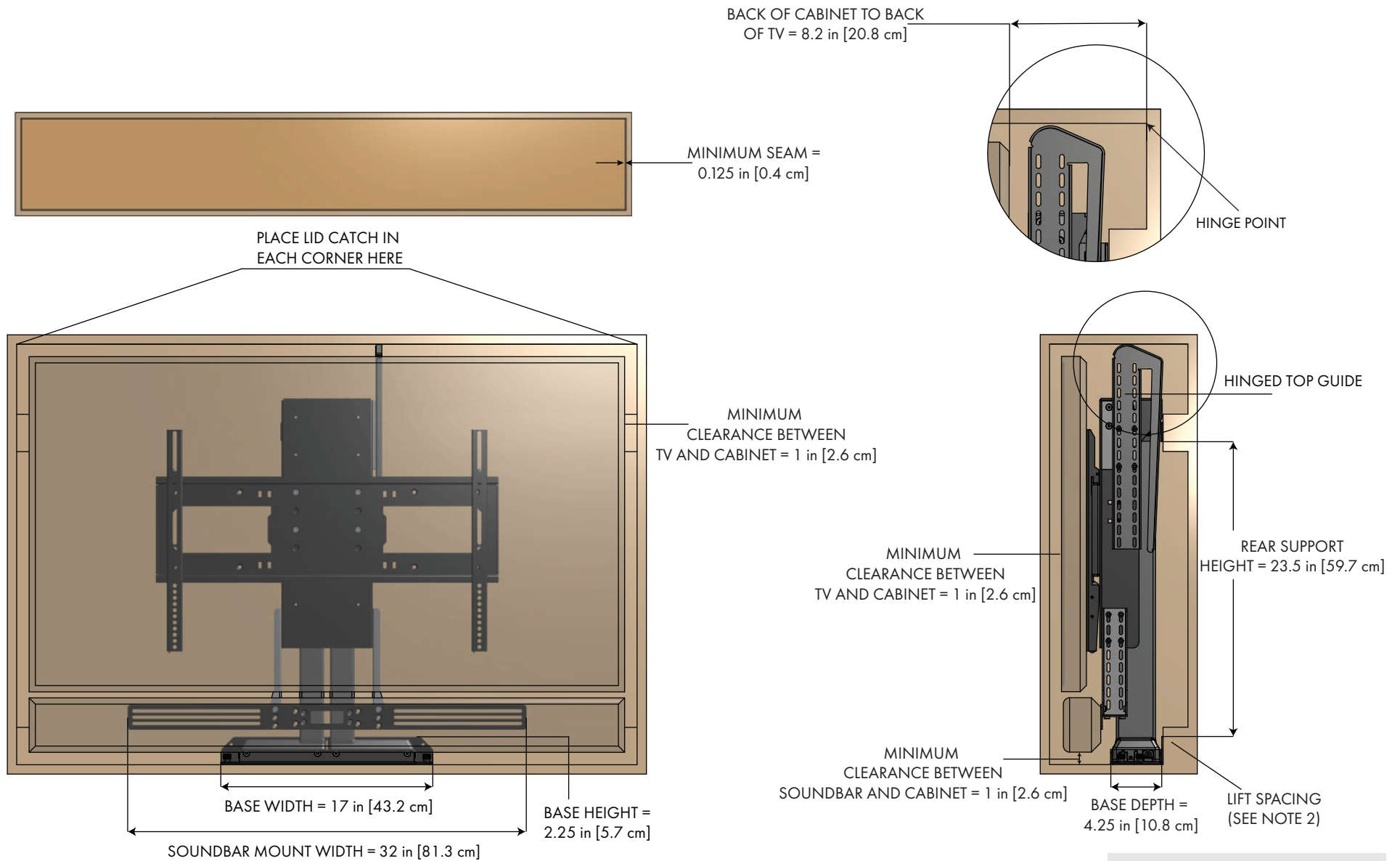
IMPORTANT HINGED LID INFORMATION:

1. HINGED LIDS REQUIRE THE USE OF THE "HINGED TOP GUIDE" ACCESSORY
2. HINGES FOR THE LID ARE NOT PROVIDED BY NEXUS 21
3. SEE PAGE 2 OF THIS DRAWING FOR MORE DETAILED INFORMATION ABOUT THE HINGED LID

NEXUS 21

COPYRIGHT 2023 - ALL RIGHTS RESERVED
UPDATED 1/4/24

MODEL DL-65 DIAGRAM WITH HINGED TOP GUIDE & SOUNDBAR MOUNT - CABINET REFERENCE DIMENSIONS



NOTES:

1. HINGED TOP GUIDES CAN BE ADJUSTED WITHIN 0.125 in [0.3 cm] OF THE UNDERSIDE OF LID
2. THE LIFT SYSTEM MUST BE SPACED A MINIMUM OF 2 in [5.1 cm] AWAY FROM THE HINGE POINT REGARDLESS OF CABINET DEPTH
3. THE LID MUST HAVE A LID CATCH TO REST ON IN ORDER TO ENSURE IT STAYS FLUSH WITH THE SURROUNDING CABINET OR COUNTERTOP
4. MINIMUM SEAM CAN BE REDUCED TO 0.0625 in [0.2 cm] WITH A 45 DEGREE BEVEL ON THE LID
5. SOUNDBAR MOUNT FITS SOUNDBARS WITH MOUNTING LOCATIONS BETWEEN 11 in [27.5 cm] AND 31 in [78.7 cm] APART

NEXUS₂₁

COPYRIGHT 2023 - ALL RIGHTS RESERVED
UPDATED 1/4/24