

MODEL DL-65 DIAGRAM

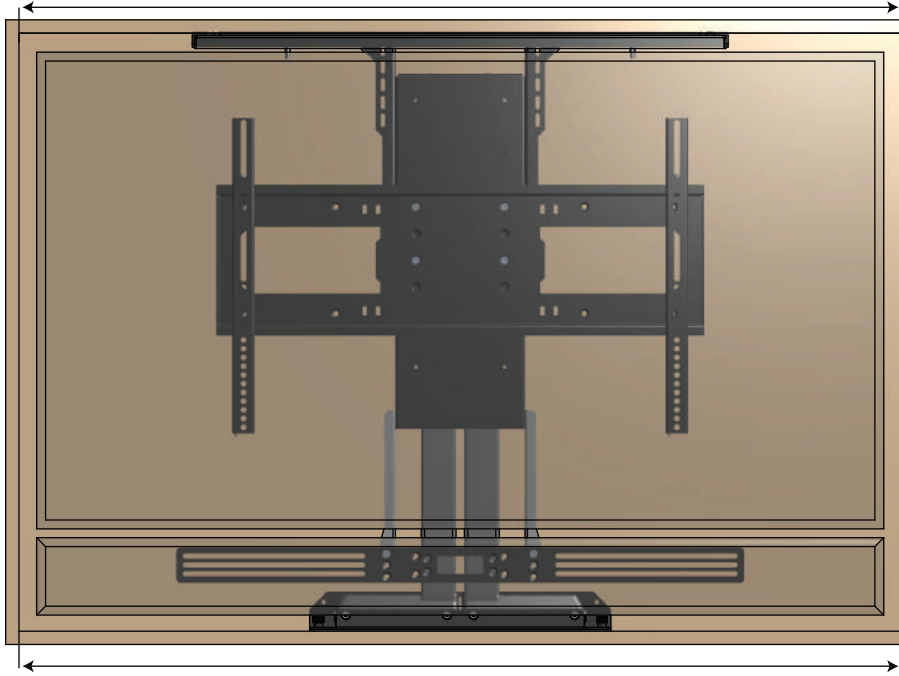
WITH SOUNDBAR MOUNT - PRIMARY CABINET DIMENSIONS

*** IF USING A 65" TV WITH A SOUNDBAR, PLEASE PAY SPECIAL ATTENTION TO THE HEIGHT. THE TOTAL EXTENSION ON THIS LIFT IS 38.5" (97.5 CM), SO SOME SOUNDBARS MAY BE TOO TALL.**

SPECIFICATIONS
MAX WEIGHT CAPACITY : 175 lbs [74.9 kg]
COMBINED WEIGHT OF THE TV, SOUNDBAR , ALL ACCESSORIES, & LID
MAX TRAVEL [EXTENSION] : 38.5 in [97.7 cm]
LIFT SYSTEM HEIGHT : 30.5 in [75 cm] TO 43 in [109.2 cm]
MAX TV + SOUNDBAR HEIGHT : 37.75 in [95.9 cm] MINUS LID THICKNESS

QUICK REFERENCE DIMENSION GUIDE (USE WHICHEVER IS GREATER)
TV DIMENSIONS : W____, H____, D____
SOUNDBAR DIMENSIONS : SW____, SH____, SD____
MIN. INTERIOR CABINET WIDTH : W+2 in [5.1 cm] = ____ OR SW+2 in [5.1 cm] OR 34 in [86.4 cm] MIN. LID CUTOUT WIDTH
MIN. INTERIOR CABINET HEIGHT : H+SH+2 in [5.1 cm] = ____ OR 32.625 in [82.9 cm]
MIN. INTERIOR CABINET DEPTH : D+7.125 in [18 cm] OR SD+6 in [15.2 cm] = ____ MIN. LID CUTOUT DEPTH

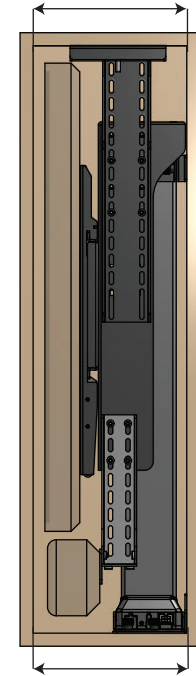
MIN. LID CUTOUT WIDTH = $W + 2$ in [5.1 cm] OR $SW + 2$ in [5.1 cm] OR 34 in [86.4 cm]
WHICHEVER IS GREATER



MIN. INTERIOR CABINET WIDTH = $W + 2$ in [5.1 cm] OR $SW + 2$ in [5.1 cm] OR 34 in [86.4 cm]
WHICHEVER IS GREATER

MIN. INTERIOR CABINET HEIGHT = $H + SH + 2$ in [5.1 cm] OR 32.625 in [82.9 cm]
WHICHEVER IS GREATER

MIN. LID CUTOUT DEPTH = $D + 7.125$ in [18 cm] OR $SD + 6$ in [15.2 cm]



MIN. INTERIOR CABINET DEPTH = $D + 7.125$ in [18 cm] OR $SD + 6$ in [15.2 cm]

NOTES:

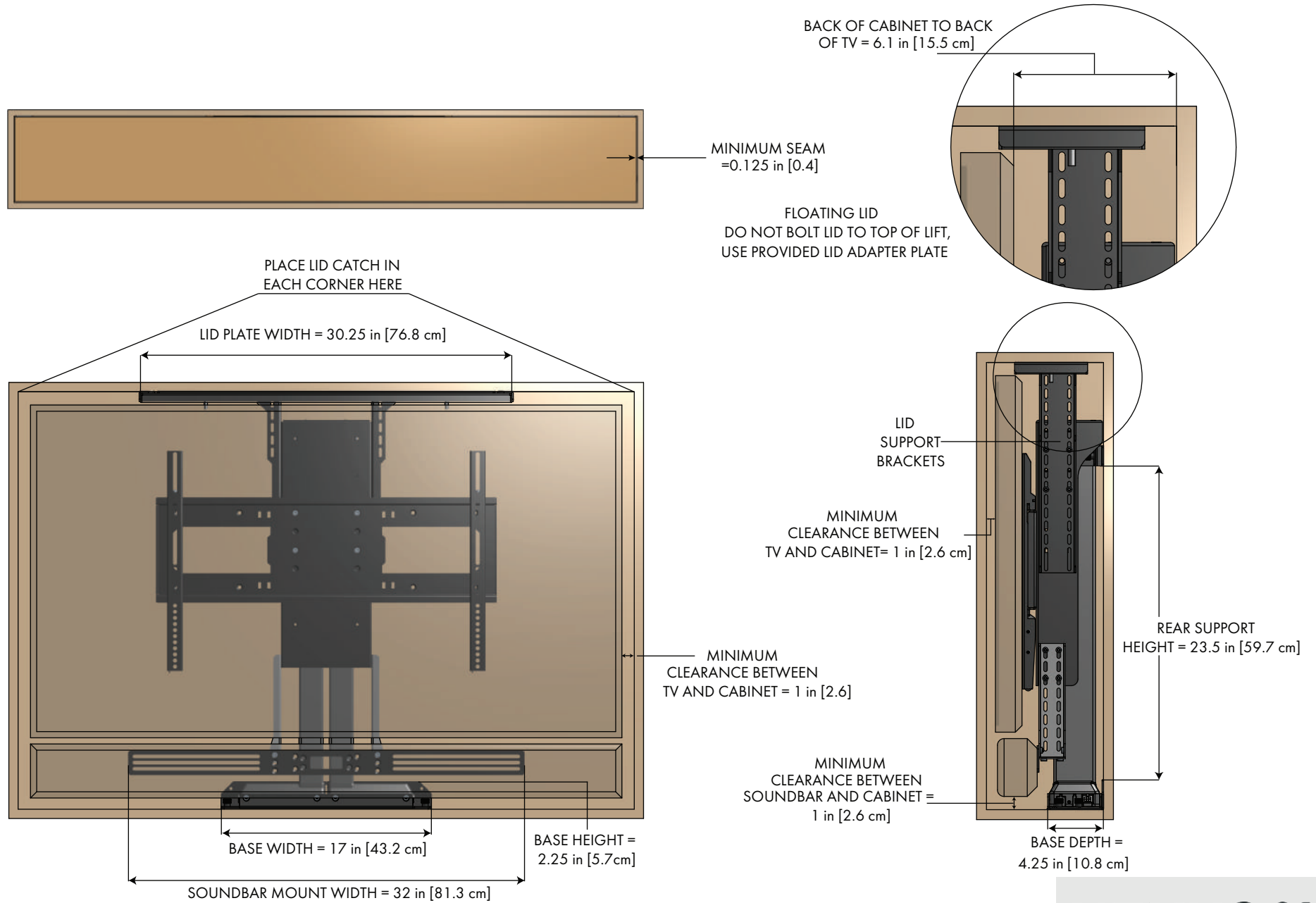
1. THE CABINET BOX SHOWN IN THE DIAGRAM IS FOR REFERENCE ONLY AND IS NOT PROVIDED WITH THE LIFT SYSTEM
2. WHEN DETERMINING TV HEIGHT, ALWAYS USE MANUFACTURER SUPPLIED "TV WITHOUT STAND" HEIGHT
3. LIFT MECHANISM IS POWDER COATED BLACK STEEL, COLORS IN DIAGRAM ARE FOR CLARITY ONLY

NEXUS 21

COPYRIGHT 2023 - ALL RIGHTS RESERVED
UPDATED 1/4/24

MODEL DL-65 DIAGRAM

WITH SOUNDBAR MOUNT - CABINET REFERENCE DIMENSIONS



NOTES:

1. LID SUPPORTS ALLOW LID PLATE TO BE ADJUSTED FLUSH WITH UNDERSIDE OF LID
2. LID ADAPTER PLATE ALLOWS LID TO FLOAT WITH THE USE OF LID CATCHES
3. SOUNDBAR MOUNT FITS SOUNDBARS WITH MOUNTING LOCATIONS BETWEEN 11 in [27.5 cm] AND 31 in [78.7 cm] APART

NEXUS 21

COPYRIGHT 2023 - ALL RIGHTS RESERVED
UPDATED 1/4/24